

ELGIN ACADEMY

Mathematics

Higher Prelim Examination 2007/2008

**Assessing Units 1 & 2 + The Wave Function & Exponential/Logarithms
Paper 2**

Time allowed - 1 hour 10 minutes

NATIONAL
QUALIFICATIONS

Read carefully

1. **Calculators may be used in this paper.**
2. Full credit will be given only where the solution contains appropriate working.
3. Answers obtained from readings from scale drawings will not receive any credit.

FORMULAE LIST

Circle:

The equation $x^2 + y^2 + 2gx + 2fy + c = 0$ represents a circle centre $(-g, -f)$ and radius $\sqrt{g^2 + f^2 - c}$.

The equation $(x - a)^2 + (y - b)^2 = r^2$ represents a circle centre (a, b) and radius r .

Trigonometric formulae:

$$\sin(A \pm B) = \sin A \cos B \pm \cos A \sin B$$

$$\cos(A \pm B) = \cos A \cos B \mp \sin A \sin B$$

$$\sin 2A = 2 \sin A \cos A$$

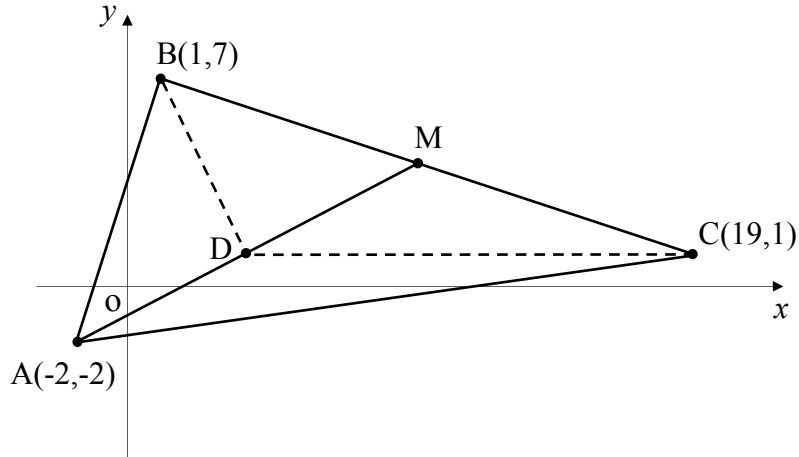
$$\cos 2A = \cos^2 A - \sin^2 A$$

$$= 2 \cos^2 A - 1$$

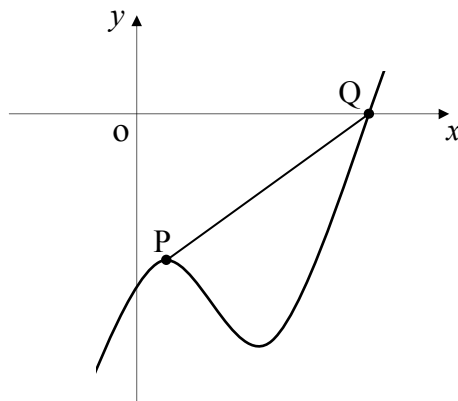
$$= 1 - 2 \sin^2 A$$

ALL questions should be attempted

1. Triangle ABC has vertices $(-2,-2)$, $(1,7)$ and $(19,1)$ as shown.
M is the mid-point of side BC.

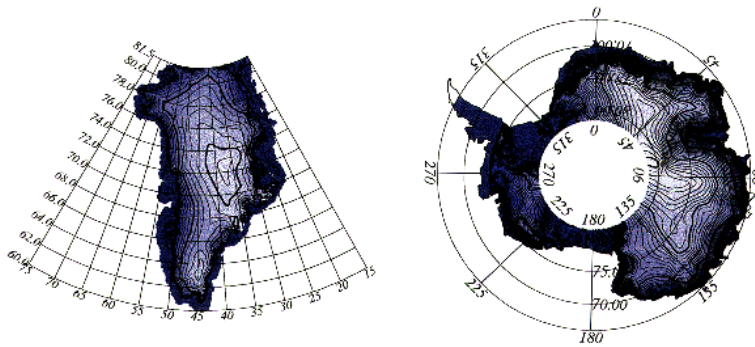


- (a) Establish the equation of the median AM. 3
- (b) The **horizontal** line through C intersects AM at D.
Find the coordinates of D. 3
- (c) Hence show clearly that BD is perpendicular to AM. 2
2. Part of the graph of the curve with equation $y = x^3 - \frac{15}{2}x^2 + 12x - 18$ is shown below.
The graph is not drawn to scale.



- (a) Find the coordinates of the stationary point P. 4
- (b) Find the coordinates of Q. 3

3. A scientist is running a computer simulation to represent the possible shrinkage of a small polar ice sheet due to global warming.



He discovers that for this particular simulation the ice sheet is losing 4% of its mass every **2 months**.

- (a) Calculate the mass of ice remaining after **10 months** if the initial mass of the simulated ice sheet is 40 gigatonnes (approximately 10 cubic miles of ice). 3

- (b) For the remaining 2 months of the year (the coldest period) there is no mass loss. During this period the ice sheet **gains** 3.8 gigatonnes of mass due to significant snowfall and the partial freezing of the surrounding sea water.

This yearly cycle is then repeated.

By considering an appropriate recurrence relation, calculate the mass of ice remaining after a 3 year period. 3

- (c) The scientist knows that **over the long term** the mass of the ice sheet will always lie between an **upper and lower limit**.

Calculate these two limits.

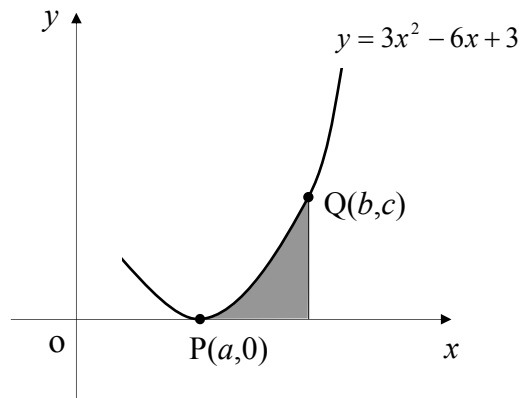
Your answer must be accompanied by appropriate working. 3

4. Two functions are defined on a suitable domains as $f(x) = x^2 + a$ and $g(x) = x + 1$, where a is a constant.

- (a) Find the value of a given that $f(g(-2)) = -1$ 2

- (b) Hence solve the equation $f(f(x)) = 2$ 5

5. The diagram below, which is not drawn to scale, shows part of the graph of the curve with equation $y = 3x^2 - 6x + 3$. The points $P(a,0)$ and $Q(b,c)$ lie on this curve as shown.



- (a) Establish the value of a .

2

- (b) The shaded area (A) can be represented by the integral

$$A = \int_a^b (3x^2 - 6x + 3) dx$$

If the shaded area is exactly 1 square unit, find the value of b .

5

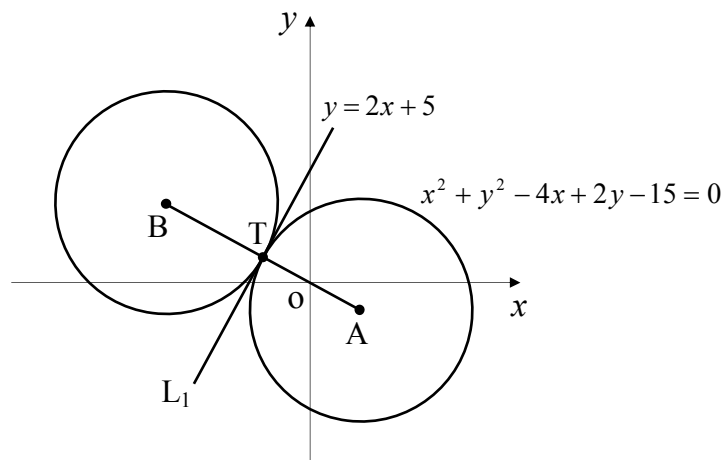
6. Solve $2^{-0.04t} = 0.2$, for t .

3

7. Two circles, **both with the same radius**, touch externally at T as shown below.

The circle with A as its centre has equation $x^2 + y^2 - 4x + 2y - 15 = 0$.

Line L_1 is the common tangent to both circles through T and has as its equation $y = 2x + 5$.



- (a) Find the coordinates of T , the point of tangency.

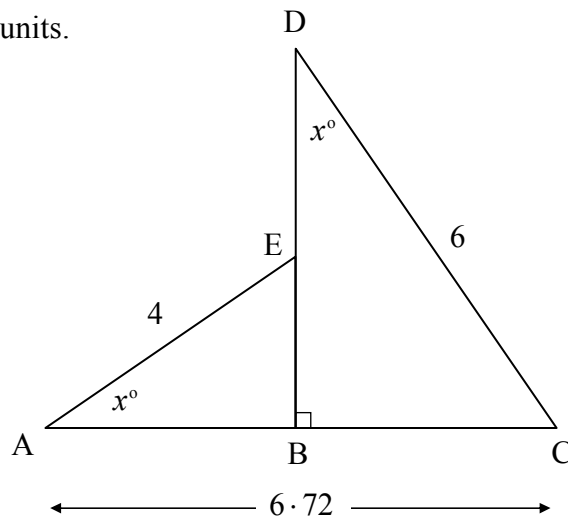
3

- (b) Find the coordinates of B and hence write down the equation of the other circle in the diagram.

3

8. The diagram below shows two right-angled triangles with $\angle EAB = \angle CDB = x^\circ$. Side $AE = 4$ units and side $DC = 6$ units.

The length from A to C is 6.72 units.



- (a) **By considering expressions for the lengths of AB and BC** show clearly that the following equation can be formed

$$4 \cos x^\circ + 6 \sin x^\circ = 6.72 . \quad 1$$

- (b) Hence solve the equation $4 \cos x^\circ + 6 \sin x^\circ = 6.72$ for x where $0 < x < 45$. 7

9. An amateur rockateer has built a rocket which he hopes will reach a height of at least 4000 feet when using his own home made liquid fuel.

He has modelled the height reached to the mass of fuel used by the formula

$$H(m) = 4m - \frac{m^2}{1200} ,$$



where H is the height reached in **feet** and m is the mass of fuel used in **millilitres** (ml).

- (a) Find the mass of fuel he should use to propel his rocket to its **maximum** height. 4
- (b) What is the predicted maximum height for this rocket when m takes this value? 1

[END OF QUESTION PAPER]